



Super Minds 1 (S2)

Workbook Answer Key

CAMBRIDGE

SECOND EDITION

Workbook
with Digital Pack

1



Herbert Puchta • Peter Lewis-Jones • Günter Gerngross • Helen Kidd

Better
Learning

1 **WB p22** Look and number.

Key: 2 b, 3 f, 4 e, 5 a, 6 d, 7 g, 8 h, 9 j, 10 c

2 **WB p22** Join the dots. What is it? Write.

Key: go-kart

1 **WB p23** Draw lines and write.

Key: 2 car, 3 computer game, 4 bike

2 **WB p23** Read and match.

Key: 2 a, 3 f, 4 d, 5 b, 6 e

1   **07** **WB p24** Can you remember? Listen and circle.

Key: 2 his, 3 He's, 4 His, 5 she, 6 her, 7 She's, 8 Her

1 **WB p25** Look, read and tick ☒.


Key: 2 a, 3 a, 4 b

2 **WB p25** Write the words in the correct order.

Key: 2 a long blue train, 3 a new red bike

1  **08** **WB p26** Who says it?
Listen and tick ☒.

Key: 1 Misty (1st picture), 2 Ben (2nd picture), 3 Thunder (1st picture)

2  **WB p26** Order the pictures in the story. Write numbers.


Key: a 2, b 4, (c 1), d 6, e 5, f 3

1   **WB p27** Who says it? Tick ☒ the correct picture.

Key: Picture 1

2  **09** **WB p27** Write e or a.
Listen and say.

Key: 2 e, 3 e, 4 a, 5 e, 6 e, 7 a, 8 a

1  **10** **WB p28** Listen and colour. **Exam skills**

Key: train: yellow, plane: blue, car: orange, computer game: green, go-kart: red

2  **WB p28** Look and write.

Key: colour is purple, toy is her/a bike

1 **WB p29** Read, number and colour.

Key: 2 d blue, 3 a green, 4 g black,
5 c red, 6 h purple, 7 b black, 8 e pink

1 **WB p30** Look and write.

Key: 2 square, 3 circle, 4 triangle,
5 kite

2 **WB p30** Look and match.

Key: 2 b, 3 e, 4 a, 5 c

3  **WB p31** Which shapes are in the toys? Look and tick ☒ or cross ☒.

Key: 2 a ☒ b ☒ c ☒, 3 a ☒ b ☒ c ☒

4   **WB p31** Read and look at Activity 3. Write the names of the toys.

Key: 2 train, 3 kite

1 **WB p33** Write and circle.

Key: 2 His, 3 He's

2  **WB p33** Write the words. Then draw.

Key: 2 rectangle, 3 circle,
4 triangle, 5 kite

Picture dictionary

Key: bike, car, computer game, doll, go-kart, kite, monster, plane, train

1 **WB p34** **Look and write.**

Key: 2 frog, 3 dog, 4 elephant, 5 lizard, 6 duck, 7 rat, 8 cat, 9 donkey

1 **WB p35** **Look and tick** ☒.

Key: 2 No, 3 No, 4 Yes, 5 No

2 **WB p35** **Look and write.**

Key: 1 in, 2 under, 3 on

1   **11** **WB p36** **Can you remember? Listen and write.**

Key: 2 frog, 3 in, 4 under, 5 duck, 6 in

2 **WB p36** **Read, draw and colour.**

Key: Students complete the picture according to the instructions.

1 **WB p37** **Read and write the numbers.**

Key: b 3, c 6, d 5, e 1, f 2

2 **WB p37** Write the words.


Key: 1 I like, 2 I don't like

1  **12** **WB p38** Who says it?
Listen and tick ☒.

Key: 1 Whisper (2nd picture), 2 Spider (1st picture), 3 Flash (2nd picture)

2  **WB p38** Look and match. Draw lines.

Key: 1 b, 2 c, 3 a

3  **WB p38** Order the pictures in the story. Write numbers.

Key: 2 a, 3 d, 4 b

1   **WB p39** Which boy is brave? Tick ☒ the correct picture.

Key: Picture 2

2  **13** **WB p39** Read, draw and colour. Listen and say.

Key: Students draw and colour according to the instructions on the page.

1 **WB p40** Read and write the numbers.

Key: b 1, c 3, d 2

2   **WB p40** Look and find three differences. Circle and write.

Key: Picture 1: three frogs, two dogs; Picture 2: four frogs, one dog

1  **14** **WB p41** Listen and draw lines. **Exam skills**

Key: duck – on the pond, dog – under the table, cat – in the tree, spider – on the chair

2  **WB p41** Look at the picture in Activity 1 and write.

Key: 2 on the pond, 3 under the table, 4 in the tree, 5 on the chair

1 **WB p42** Look and write.

Key: 2 water, 3 air, 4 food

2  **WB p42** What does it need? Tick ☒ the objects.

Key: Students tick pictures 3 and 5.

3  **WB p43** What is it? Write the numbers.

Key: food: 2, 4, 6; water: 5, 8; shelter: 3, 7, 9

1 WB p45 Write and circle.

Key: 2 in, 3 under

2 WB p45 Read and tick

☒ or cross ☐.

Key: 1 ☐ 2 ☐ 3 ☒ 4 ☒ 5 ☒

Picture dictionary

Key: dog, duck, elephant, frog,
lizard, rat, spider, donkey





THANK

YOU